


If your Moxi ever goes dead, change the battery. If it is still dead, then follow these instructions to change the wax guard.



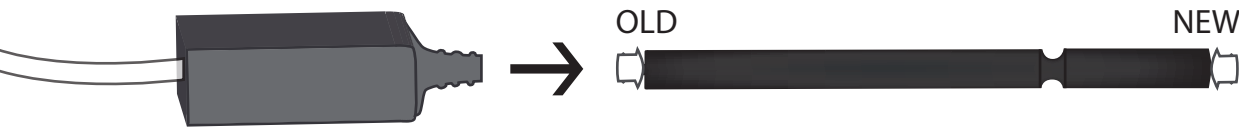
Step 1. Pinch end of rubber tip with a tissue and pull to remove.



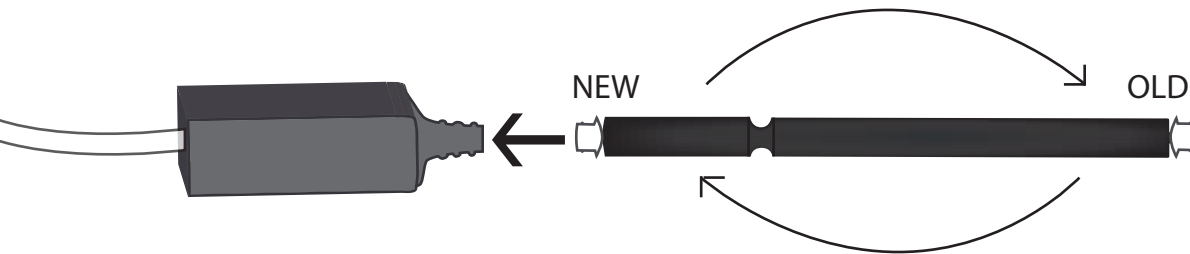
Step 2. Insert pointed side of wax guard tool into old wax guard on speaker link.



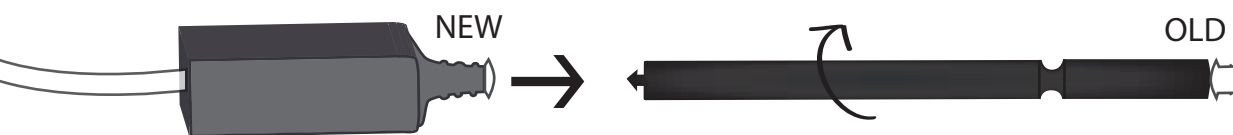
Step 3. Gently pull tool to remove old wax guard.



Step 4. Flip wax guard tool over, and insert new wax guard into speaker link.



Step 5. Gently twist tool to remove. The new wax guard should stay in the speaker link.



Step 6. Replace rubber tip and wear as instructed.

